





Pirate Cupcake Picks

INSTRUCTIONS: Print this page on heavy paper or cardstock. Cut out the rounds and attach a toothpick using clear tape. Insert into cupcakes. You may want to make them double sided. If so, glue dots work well for attaching the two rounds with the toothpick between.



INSTRUCTIONS: Small flags can be used for appetizers or cupcakes too. Cut out carefully. Attach double sided tape to squared off side. Roll the squared edge with double sided-tape around toothpick, pencil, skewer or straw. Use additional tape if needed to secure.

