

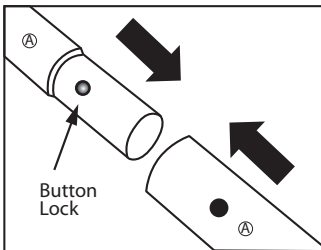
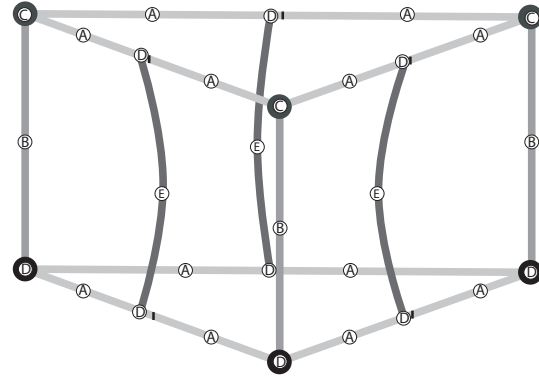
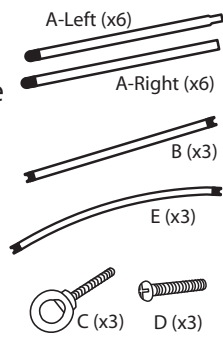
EuroFit Fabric Hanging Banners Displays - 8' Triangle

210229, 210228

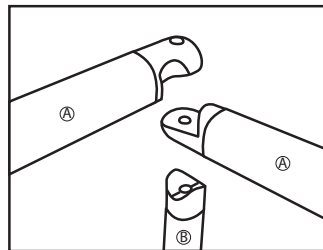
Product Specifications

Parts list:

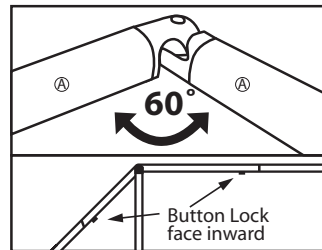
- A: (12) Long Bars
(6) Right Side + (6) Left Side
- B: (3) Short Bars
- C: (3) Long Screws
- D: (9) Short Screws
- E: (3) Curved Side Support
- F: (1) Wirerope
- + Extra / Replacement pieces.



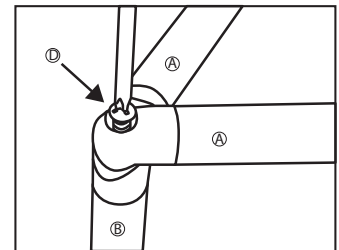
Connect (1) A-Left and (1)A-Right together to make a side of your triangle. Do this 6 times to construct the sides of your triangle. Set 3 aside for later use.



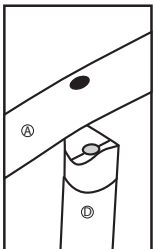
Align the ends of the each side as show, making sure the groves in each piece properly align.



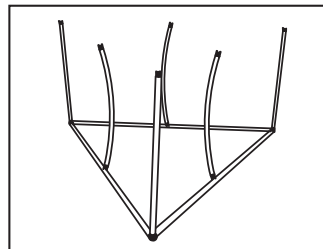
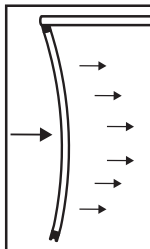
Please note: A 60 degree angle should be formed.
Please Note: Button Locks should be facing inwards away from outside edge.



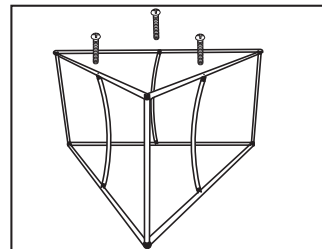
Using the short screws (D) attach the Short Bar (B) to each corner as pictured.



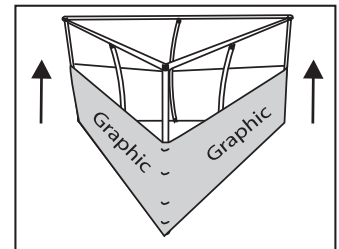
Attach the curved side supports (E) to the center of each side using a Shot Screw (C), making sure the curved side support bows in towards the center of the square.



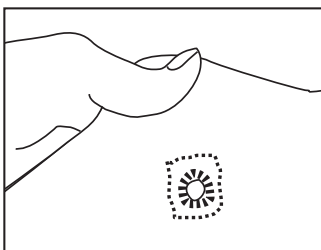
Set the assembled base on the ground so that the Short Bars are facing upward.



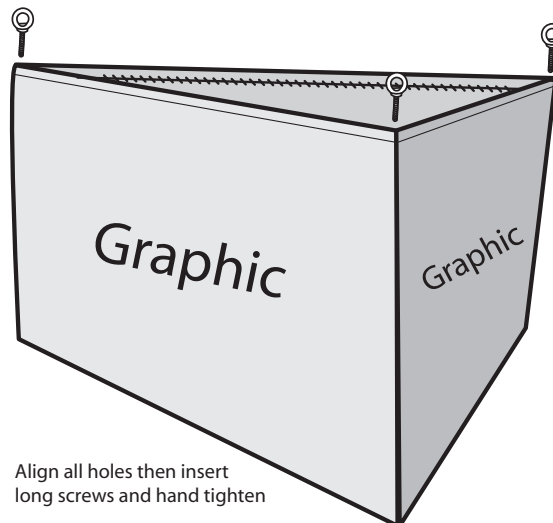
Attach the 2nd set of long bars (A) to the top of the curved short bars (E) using the remaining short screws (D). Align the corners but do not attach.



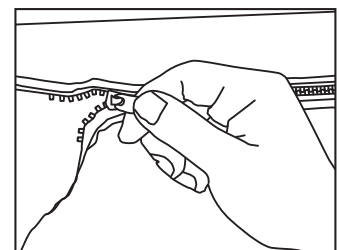
With the help of another person, position your graphic so the center seam is centered with the bottom frame and the corners are aligned. Raise the graphic up and over the outside of the frame.



Please Note: Align each of the re-enforced holes with the top of each short pole (B)



Align all holes then insert long screws and hand tighten



Once all long screws are in place, lift the inside of the graphic and zipper The sections together.

Hang your Banner by clipping the included wire to the eyelets on top of each long screw.

Warranty Information: All products are designed to provide the user with a cost-effective and durable product. Standard warranty is a 'one year parts and labor' warranty which warrants product against defects in material and workmanship. It does not cover damage due to accidents, abuse, or normal wear and tear. Products found to be defective will be replaced or repaired at factory's discretion.